

# Introduction to Deep Learning (I2DL)

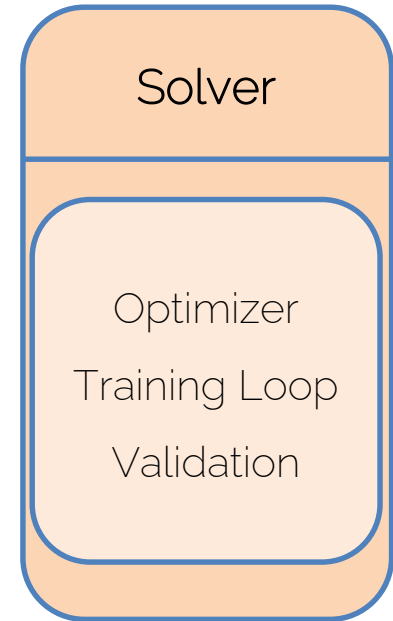
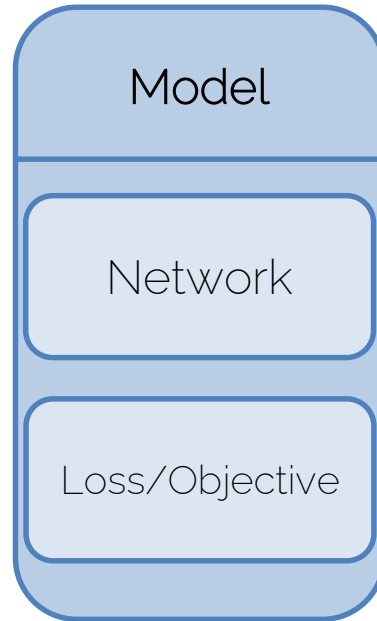
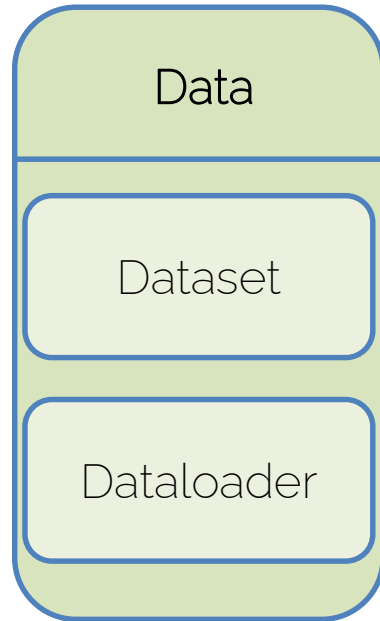
## Exercise 4: Simple Classifier

# Today's Outline

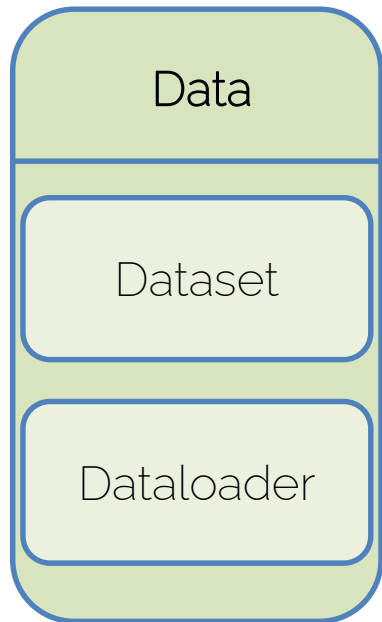
- The Pillars of Deep Learning
- Exercise 4: Simple Classifier → Binary Prediction
  - Housing Dataset
  - Training loop: Forward & Backward pass
- Backpropagation

# The Pillars of Deep Learning

# The Pillars of Deep Learning



# The Pillars of Deep Learning



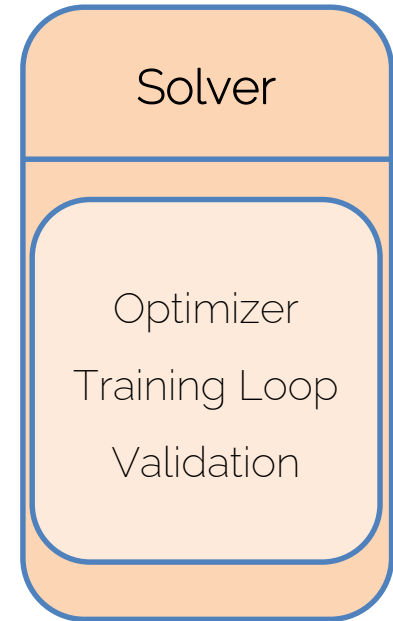
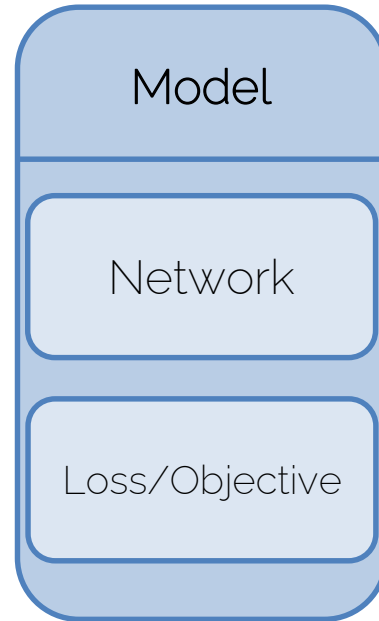
Exercise 3: Dataset and Dataloader

# The Pillars of Deep Learning

Exercise 4: Simple Classifier

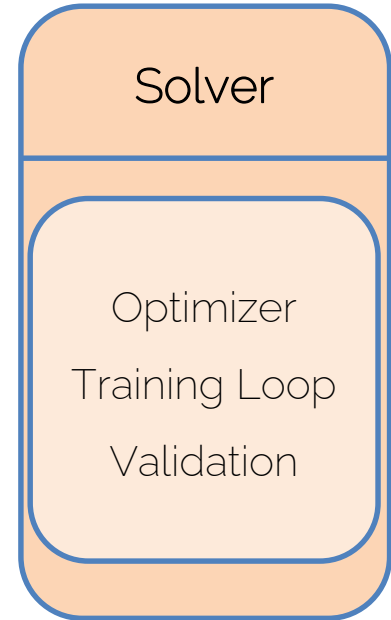
Exercise 5: Simple Network

Exercise 6: Hyperparameter Tuning



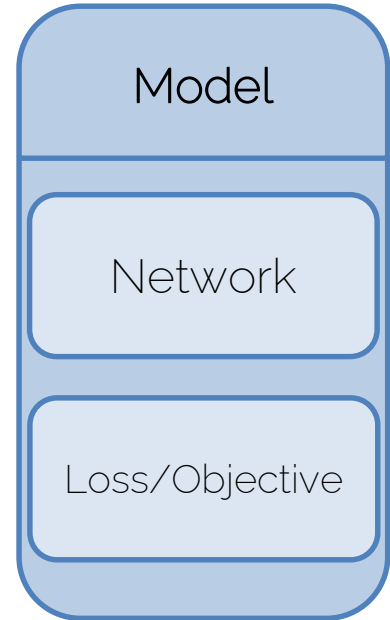
# Goal: Exercise 4

- Goal: Training process
- Skip: Model Pillar
- Simplified Model: Classifier which is a 1-Layer Neural Network



# Goals: Exercises 5++

- Ex 3 + 4: Dataloading and Trainings process
- Ex 5++: Expand the exercises to more interesting model architectures





# Exercise 4: Simple Classifier

# Housing Dataset

- **Housing Dataset:** Data of ~1400 houses including 81 features like Neighborhood, GrLivArea, YearBuilt, etc.
- **Simplified model:** 1 input feature to predict house price label (“expensive” vs “low-priced”)

housing\_train

Id	Neighborhood	BldgType	HouseStyle	YearBuilt	YearRemodAdd	RoofStyle	CentralAir	GrLivArea	FullBath	HalfBath	Fireplaces	PoolArea	Fence	SalePrice
1	CollgCr	1Fam	2Story	2003	2003	Gable	Y	1710	2	1	0	0	NA	208500
2	Veenker	1Fam	1Story	1976	1976	Gable	Y	1262	2	0	1	0	NA	181500
3	CollgCr	1Fam	2Story	2001	2002	Gable	Y	1786	2	1	1	0	NA	223500
4	Crawfor	1Fam	2Story	1915	1970	Gable	Y	1717	1	0	1	0	NA	140000
5	NoRidge	1Fam	2Story	2000	2000	Gable	Y	2198	2	1	1	0	NA	250000
6	Mitchel	1Fam	1.5Fin	1993	1995	Gable	Y	1362	1	1	0	0	MnPrv	143000
7	Somerst	1Fam	1Story	2004	2005	Gable	Y	1694	2	0	1	0	NA	307000
8	NWAmes	1Fam	2Story	1973	1973	Gable	Y	2090	2	1	2	0	NA	200000

# Exercise 4 - Classifying House Prices



$$M$$
$$M(\mathbf{x}) = y$$

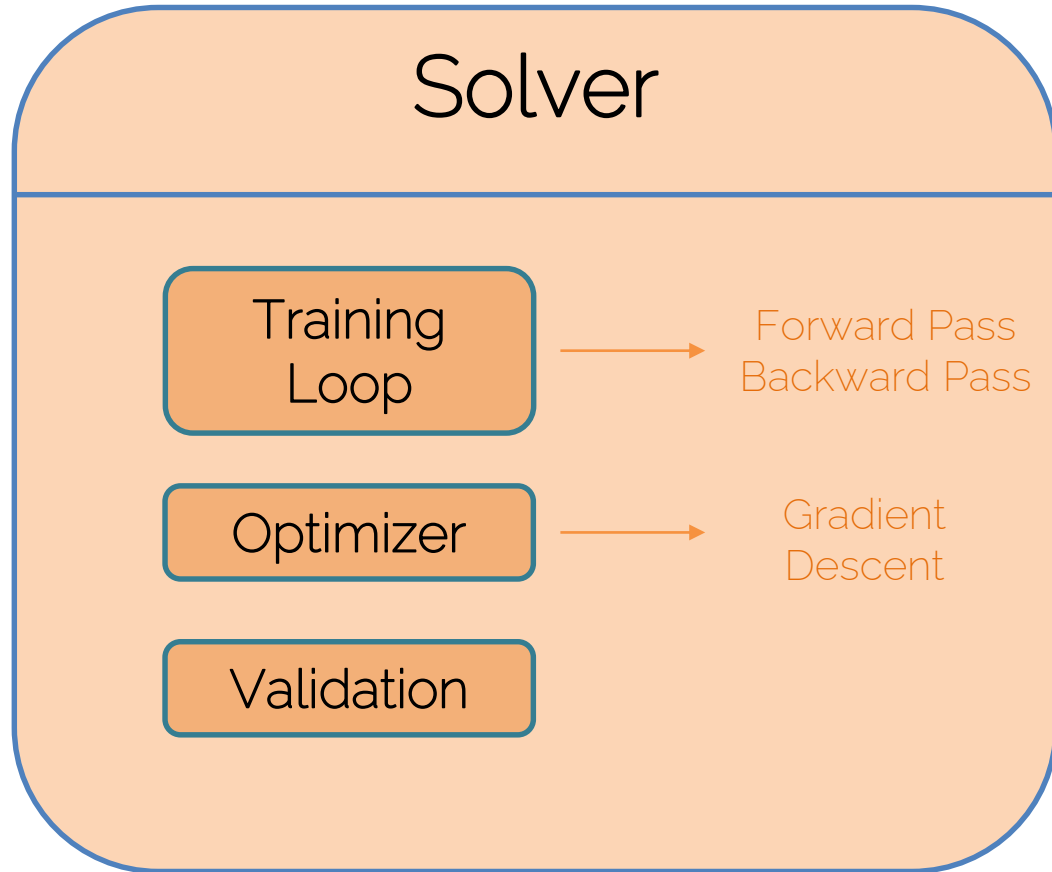
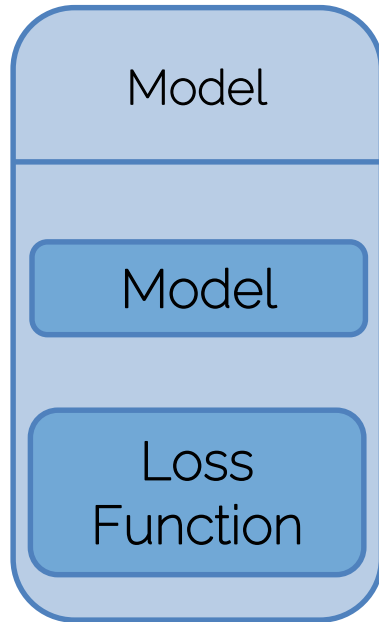
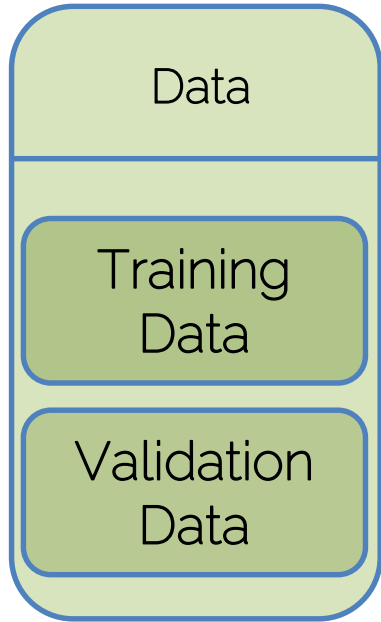
Expensive  $y = 1$



$$M$$
$$M(\mathbf{x}) = y$$

Low-priced  $y = 0$

# 3<sup>rd</sup> Pillar of Deep Learning



Exercise 03



Very simple model

# Backpropagation

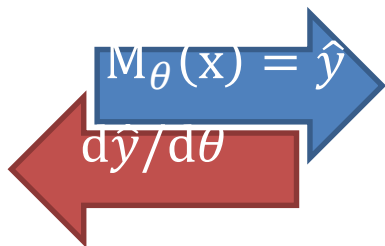
# Backpropagation: Overview

Forward pass



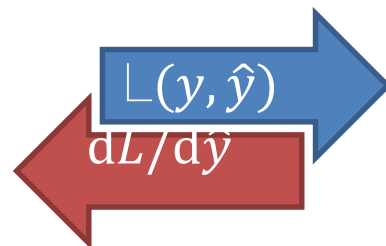
$\mathbf{X}$

Input



$\hat{y}$

Prediction



$L$

Loss

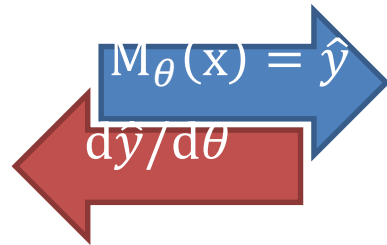
Backward pass

# Backpropagation: Loss Function

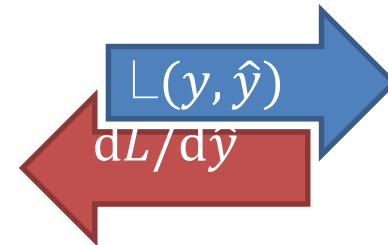
Forward pass



$X$



$\hat{y}$



$L$

Backward pass

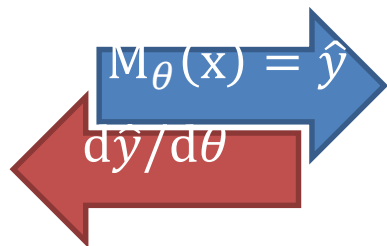
Binary Cross Entropy Loss:  $L(y, \hat{y}) = y \cdot \log(\hat{y}) + (1 - y) \cdot \log(1 - \hat{y})$

# Backpropagation: Update Step

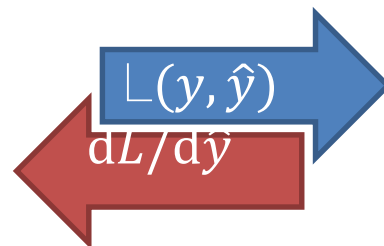
Forward pass



$X$



$\hat{y}$



$L$

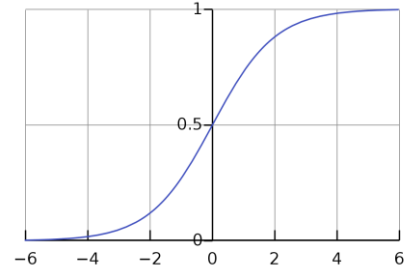
Backward pass

Optimization with gradient descent:  $\theta_{t+1} = \theta_t - \lambda \cdot \nabla_{\theta} L$



# Backpropagation: Summary

- Input:  $X \in \mathbb{R}^{N \times D+1}$  representing our data with  $N$  samples and  $D+1$  feature dimensions
- Output: Binary labels given by  $y \in \mathbb{R}^{N \times 1}$
- Model: Classifier of the form  $y = \sigma(X \cdot w)$
- Sigmoid function:  $\sigma : \mathbb{R} \rightarrow [0, 1]$  with  $\sigma(t) = \frac{1}{1+e^{-t}}$
- Weights of the Classifier:  $w = (w_1, w_2, \dots, w_{D+1})^T \in \mathbb{R}^{D+1}$



$\sigma$  Function

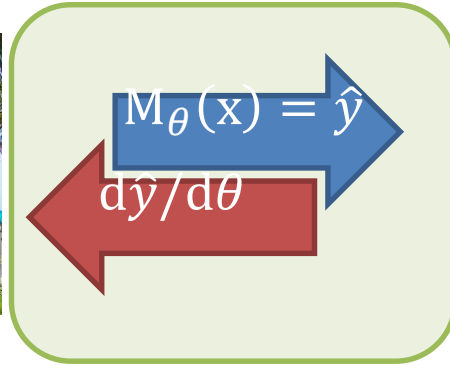
# Backpropagation: Example

# Backpropagation

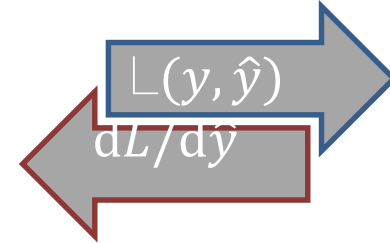
Forward pass



$X$



$\hat{y}$



$L$

Backward pass

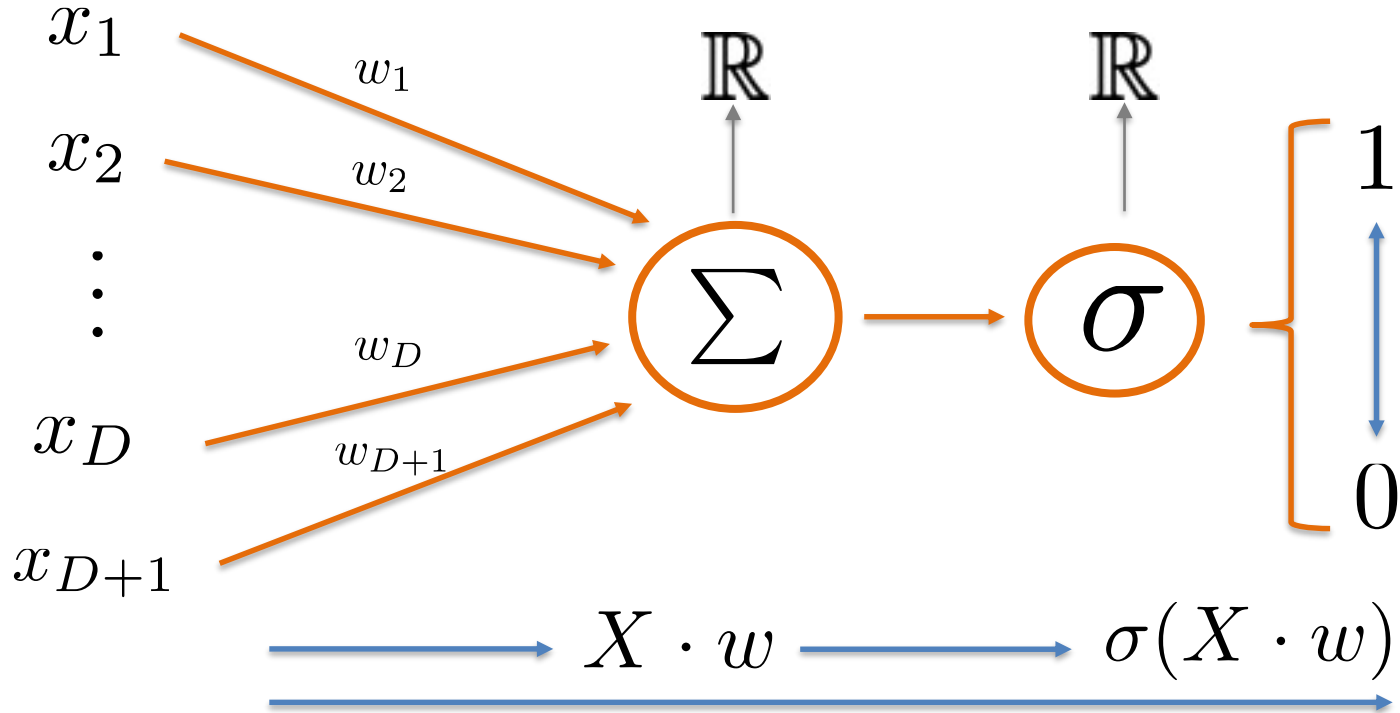
Classifier Model

$$y = \sigma(X \cdot w)$$

# Forward Pass

(Single sample)

Sample  
 $x = (x_1, x_2, \dots, x_{D+1})$



# Input Data $X$

(Single sample  $\rightarrow$  N samples)

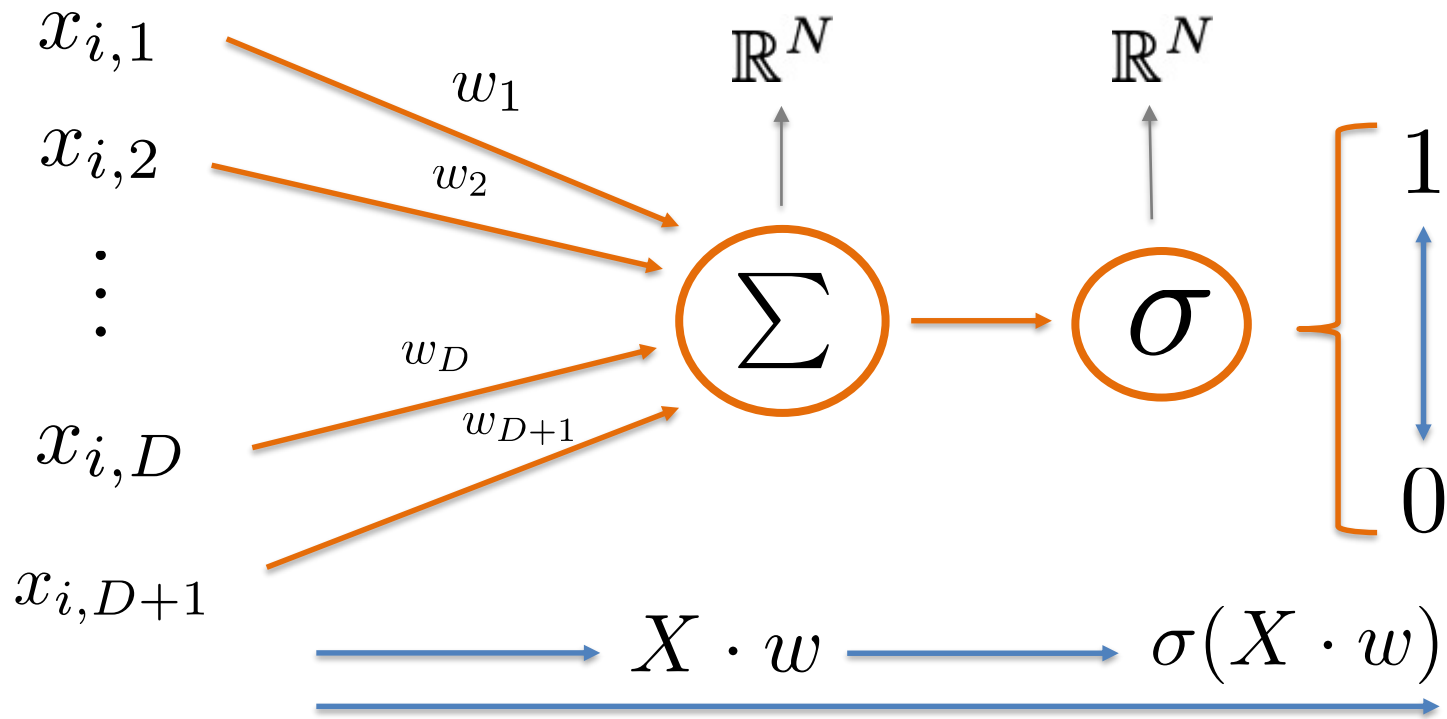
$$X \in \mathbb{R}^{N \times D+1}$$

$$X = \begin{pmatrix} \mathcal{x}_{1,1} & \mathcal{x}_{1,2} & \dots & \mathcal{x}_{1,D+1} \\ \mathcal{x}_{2,1} & \mathcal{x}_{2,2} & \dots & \mathcal{x}_{2,D+1} \\ \vdots & \vdots & \ddots & \vdots \\ \mathcal{x}_{N,1} & \mathcal{x}_{N,2} & \dots & \mathcal{x}_{N,D+1} \end{pmatrix}$$

# Forward Pass

(N samples)

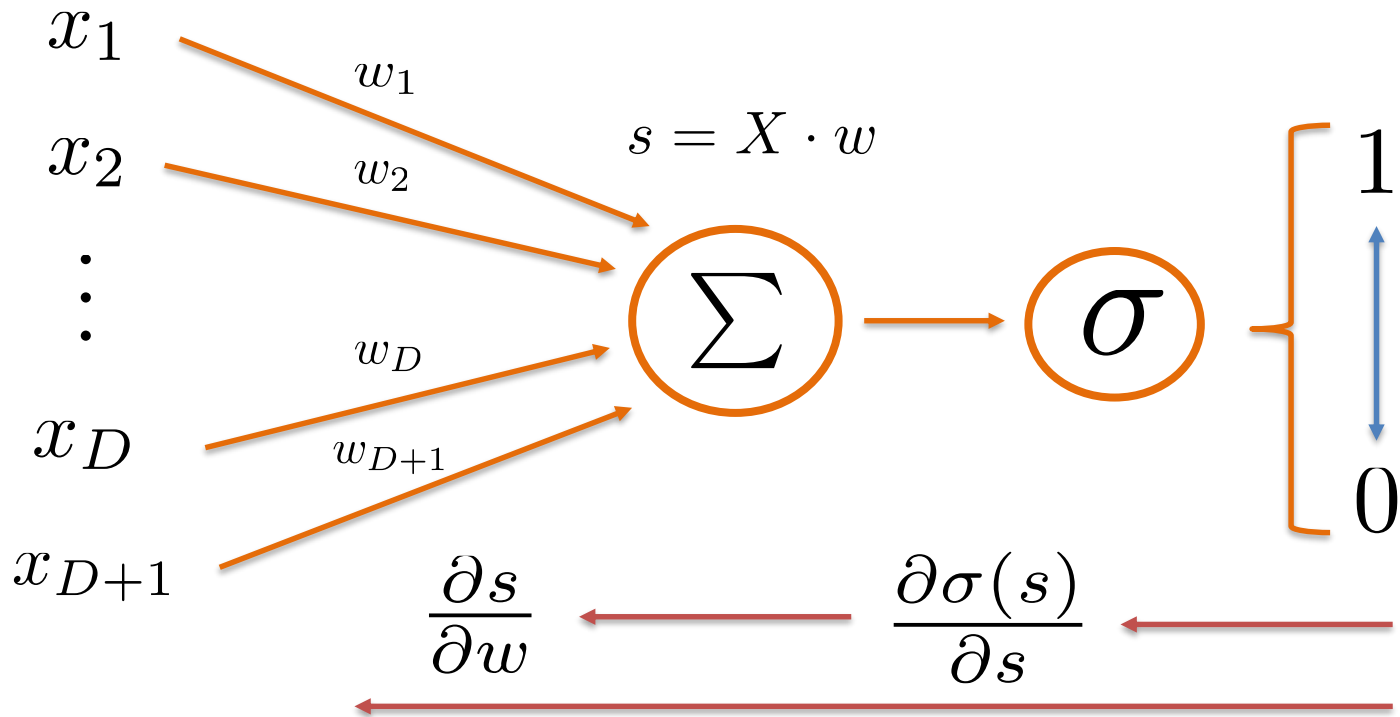
Sample  
 $x_i = (x_{i1}, x_{i2}, \dots, x_{i,D+1})$



Forward Pass

# Backward Pass

Sample  
 $x = (x_1, x_2, \dots, x_{D+1})$



Backward Pass

# Backward Pass

- **Backward Pass:** Derivative of function with respect to weights  $w = (w_1, w_2, \dots, w_{D+1})$  of our Classifier
- **Attention:** Make sure you understand the dimensions here
- **Step 1:** Forward + Backward Pass for one sample
- **Step 2:** Forward + Backward Pass for N samples



# Overview Exercise 4

- Two Notebooks
  - Optional: Preprocessing
  - Logistic regression model

Fixed Deadline:  
Wednesday 15:59

- Submission
  - Several implementation tasks in the notebook
  - Submission file creation in Notebook

See you next week 😊